

## RIFLESSO

Design Chiaramonte & Marin

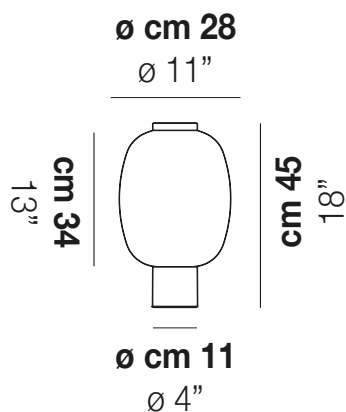
## RIFLESSO LT 2



In the Riflesso collection the simplicity and lightness of glass become the main features with three different sinuous shapes. The silhouettes of the diffuser are enhanced by the LED light source.



## RIFLESSO LT 2



### TECHNICAL DATA:



LED 2700K DIM4	1x10,5 W 35 V
LED 3000K DIM4	1x10,5 W 35 V

### CERTIFICATIONS:

Led 2700 K 10,5 W 35 V 1400 lm DIM4 Push

Led 3000 K 10,5 W 35 V 1400 lm DIM4 Push

VOLUME	Mc 0,13
GROSS WEIGHT	Kg 7
NET WEIGHT	Kg 5

download



### SHADE FINISHING




CRTR




FUTR

### FRAME FINISHING



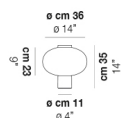
BKS



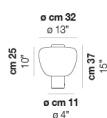
RAV

### OTHER VERSION AVAILABLE

Click on the version to go to the web version of the product



RIFLE LT 1



RIFLE LT 3